
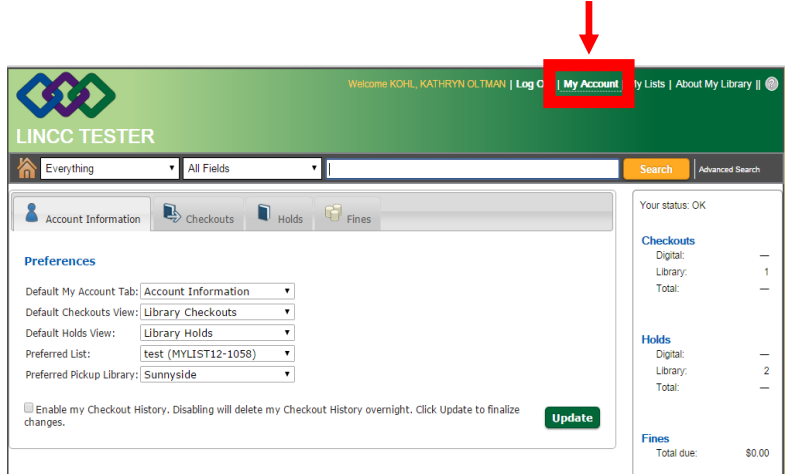


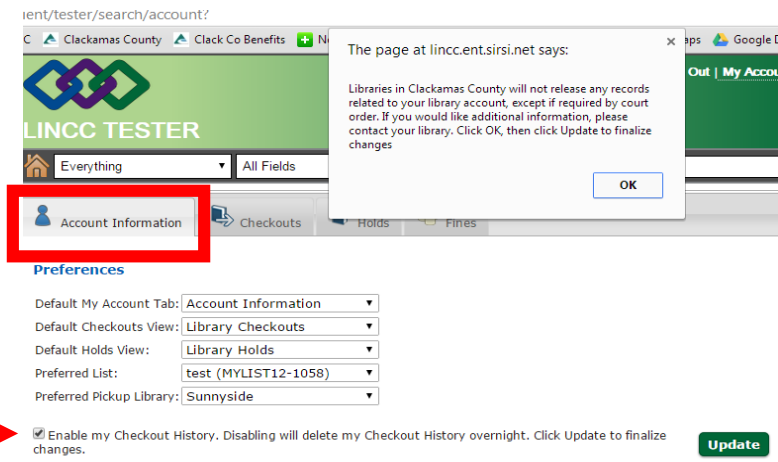
Want to save your checkout history?



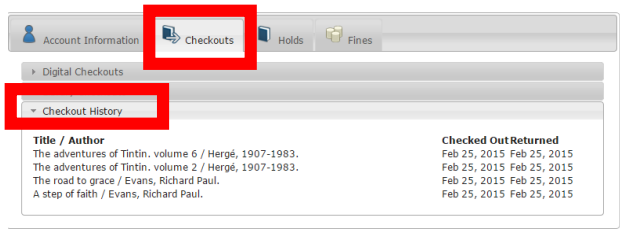
Log In to your library account from www.lincc.org and click on **My Account**.



Select the **Account Information** tab, and click on the check box to enable your checkout history. A pop-up box will appear, click **OK** and then **Update** to finalize your choice.



From now on, when you return items they'll appear on your **Checkouts** tab under the **Checkout History**.



Want to deactivate your history?
Deselect the **Checkout History** box in your Account Information tab.
Note: your history will be deleted the following morning.